

Smiles

Jenny Dooley - Virginia Evans

Pupil's Book

3



Express Publishing



Contents

Starter Unit (pp. 4-7)

In this module you will...

**Module 1
(pp. 8-19)**

learn, read and talk about...	learn how to...	practise...	write...
Unit 1 school items, people and countries	<ul style="list-style-type: none">identify school itemstalk about toyssay whose things are	<ul style="list-style-type: none">a – anthe verb 'to be'possessive caseplurals (-s)this/that – these/those	<ul style="list-style-type: none">about your school thingsabout your toys
Unit 2 toys, personal belongings, everyday expressions			

Storytime! (pp. 20-21)
Checkpoint 1 (pp. 22-23)

In this module you will...

**Module 2
(pp. 24-35)**

learn, read and talk about...	learn how to...	practise...	write...
Unit 3 numbers (11-20), family members, cartoon families	<ul style="list-style-type: none">count up to 20say how old you aretalk about your familysay what there is in a room	<ul style="list-style-type: none">the verb 'to be'possessive adjectivesthere is/there areplurals (-es)prepositions of place	<ul style="list-style-type: none">about your familyabout your house
Unit 4 rooms, things in a house, living and non-living things	<ul style="list-style-type: none">talk about your housesay where people and things are		

Storytime! (pp. 36-37)
Checkpoint 2 (pp. 38-39)

In this module you will...

**Module 3
(pp. 40-51)**

learn, read and talk about...	learn how to...	practise...	write...
Unit 5 activities, famous people	<ul style="list-style-type: none">talk about abilitiessay what you've gotidentify parts of the body	<ul style="list-style-type: none">the verb 'can'plurals (irregular)the verb 'have got'	<ul style="list-style-type: none">about what you can/can't doabout a farm
Unit 6 animals, parts of a body, animals and how many legs they've got	<ul style="list-style-type: none">describe your appearance		

Storytime! (pp. 52-53)
Checkpoint 3 (pp. 54-55)



In this module you will...

Module 4 pp. (56-67)

learn, read and talk about...

Unit 7

weather, clothes, weather in different places

Unit 8

seasons, actions, an apple tree around the year

learn how to...

- describe the weather
- talk about clothes
- say what is happening

practise...

- present continuous

write...

- about what you are wearing
- an entry in your diary

Storytime! (pp. 68-69)

Checkpoint 4 (pp. 70-71)

In this module you will...

Module 5 pp. (72-83)

learn, read and talk about...

Unit 9

food, food from different countries

Unit 10

daily routine, days of the week, time, daytime and night-time animals

learn how to...

- say which food you like/don't like
- talk about everyday activities
- tell the time

practise...

- present simple
- some/any

write...

- a note
- about your favourite day

Storytime! (pp. 84-85)

Checkpoint 5 (pp. 86-87)

My Green Passport (pp. 88-93)

Glossary (pp. 94-96)

6 It's a monster!



head

1 Listen and read.



2 Read the story and choose.

1 *It's got two big eyes!*

a Liam b Lilly

2 *It's got a big nose!*

a Liam b Lilly

3 *It's a monster!*

a Daisy b Lilly



hair



eyes



ears



nose



mouth



hands



legs



3 Complete. Use **have got** or **has got**.


- 1 We **have got** green eyes.
- 2 Bob _____ big hands.
- 3 They _____ brown hair.
- 4 I _____ a small nose.
- 5 My sister _____ red hair.
- 6 You _____ a small head.

GRAMMAR

I/You/We/They **have got** blue eyes.
 He/She/It **has got** a small nose.

I **have got** = I've got
 She **has got** = She's got


4 Count and write. Then say.



- a 1 mouth
- b _____ eyes
- c _____ noses
- d _____ ears
- e _____ hands
- f _____ legs



5 Listen and number.





goat

On the farm

1 Listen and read. Then complete.

Dear Mum and Dad,
I'm here on Grandpa and Grandma's farm. It's great here! Grandpa has got ten cows now! His favourite cow is Carly! Grandma has got five chickens. They are very funny! Grandpa and Grandma have got four goats, too! The goats have got babies. They are very cute!

Love,
Daisy




Grandpa and Grandma have got ten 1) _____, five 2) _____ and four 3) _____.

2 Look, read and match.



- 1 It's got a big nose. d
- 2 It's got big ears. _____
- 3 It's got big eyes. _____
- 4 It's got a big head. _____
- 5 It's got a big mouth. _____

3 Listen and repeat. Then read.



Bob's got a long body.



duck



chicken



cow



frog



rabbit



4 Read and circle.

- 1 Nanny Rose **haven't** / **hasn't** got black hair.
- 2 My dog **haven't** / **hasn't** got big ears.
- 3 They **haven't** / **hasn't** got pink noses.
- 4 Rabbits **haven't** / **hasn't** got small ears.
- 5 Roy the clown **haven't** / **hasn't** got a big head.

GRAMMAR

Have I/you/we/they **got** big hands?
Has he/she/it **got** big ears?


I/You/We/They **have not got** a cat.
 He/She/It **has not got** small ears.


Have you **got** a dog?
 Yes, I **have**. / No, I **haven't**.


Has he **got** a rabbit?
 Yes, he **has**. / No, he **hasn't**.


have not = haven't has not = hasn't

5 Look, read and answer.

- ①  Has Liam got red hair?
 Yes, **he has**.


- ②  Have chickens got small heads?
 Yes, _____.

- ③  Have cows got two legs?
 No, _____.

- ④  Has Ann got green eyes?
 No, _____.

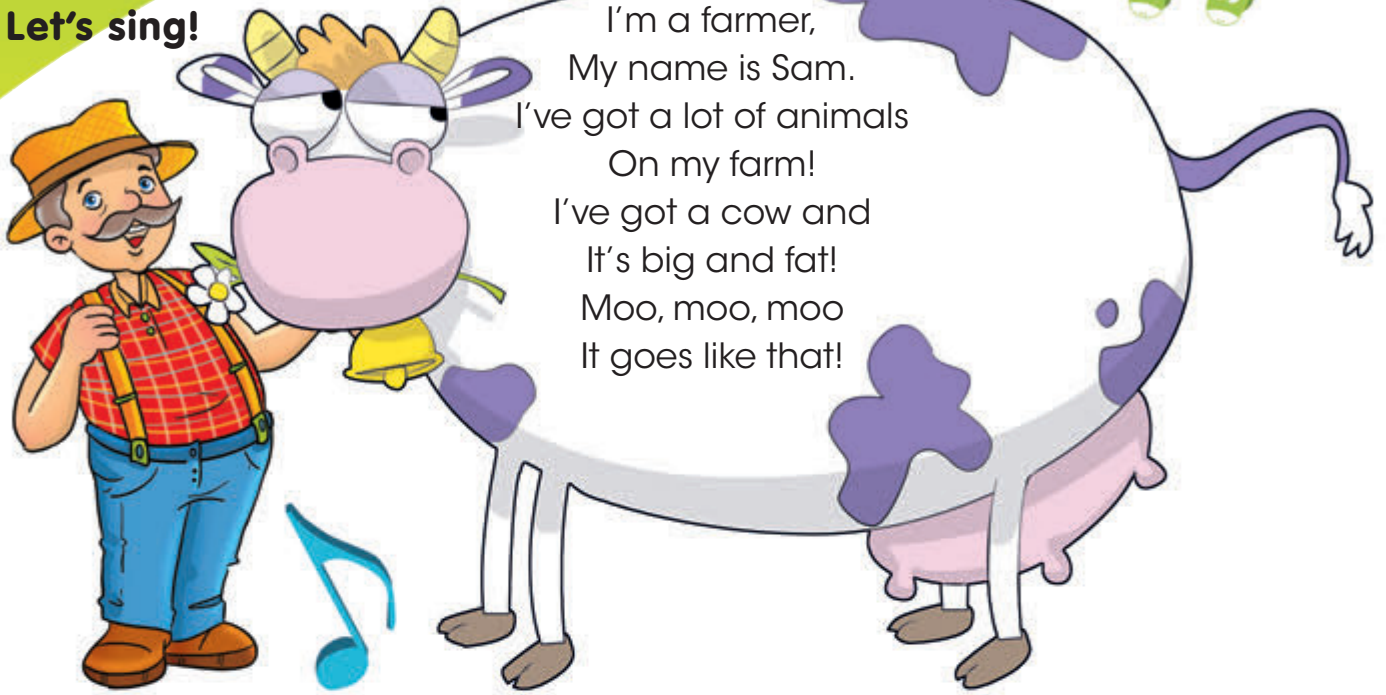


You are on a farm. Talk with your friends. Then write about it.



Dear ...,
 I'm on ... farm.
 It's great here! ...

1 Let's sing!



I'm a farmer,
My name is Sam.
I've got a lot of animals
On my farm!
I've got a cow and
It's big and fat!
Moo, moo, moo
It goes like that!

2 Which animals have you got on your farm?
Look and circle. Then say.



I've got a sheep.



How Many Legs?



3 Look. Then count and write.

No
LEGS



snake

2
LEGS



duck

4
LEGS



horse

6
LEGS



butterfly

8
LEGS



spider

1 horse + butterfly + duck = **twelve**

2 spider + snake + butterfly = _____

3 snake + chicken + duck = _____

4 dog + chicken + duck = _____

5 goat + cow + chicken = _____


6 rabbit + duck + snake = _____

6 It's a monster!

• About the story ... Go to Pupil's Book page 46.

sample page from
Smiles 3 Activity
Book

1 Put the pictures in order. Then match the pictures to the speech bubbles.



a It's got a big nose!

b OK, children. Time for bed!

c Carly, come and say hello!

d Oh, what's that?

2 Do the crossword puzzle.


3 Read and match. Then colour.

1 **b** It's got five legs.
It's green.

3 It's got six eyes. It's blue with green hands.

2 It's got two heads.
It's purple.

4 It's got one big mouth. It's red with a blue nose.



4 Make sentences.

1 I/two/legs

I've got two legs.

2 We/red hair

3 They/green eyes

4 He/a big mouth

5 You/big hands
